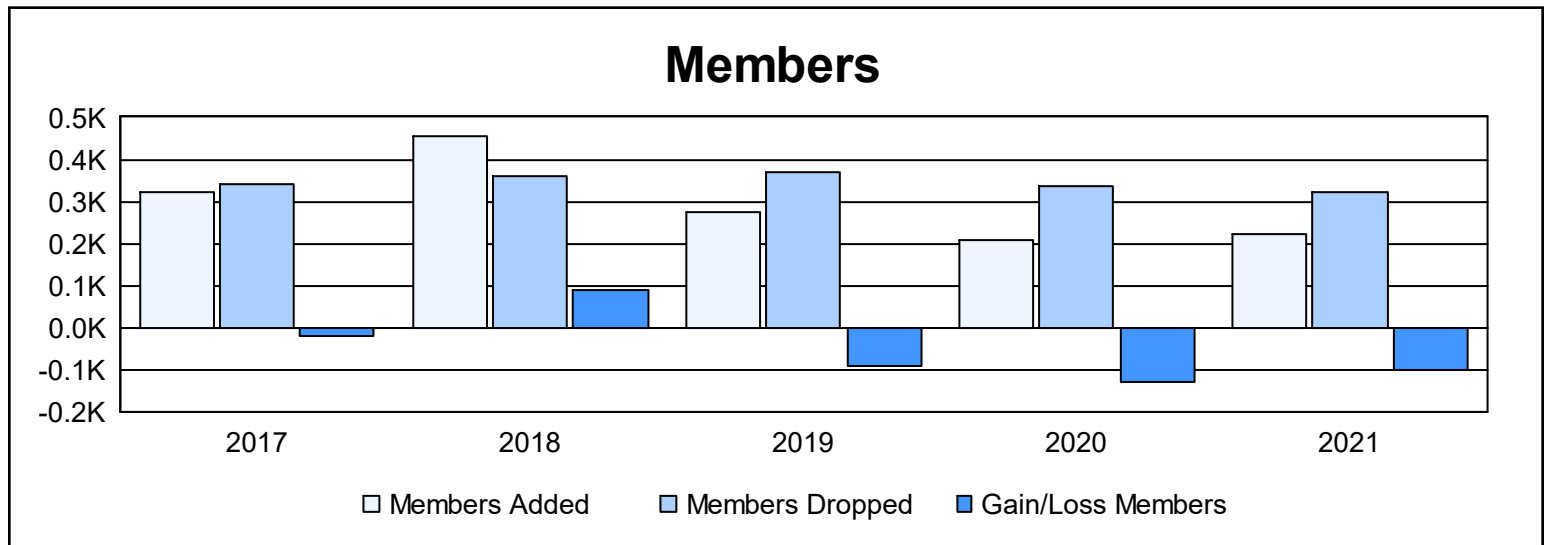
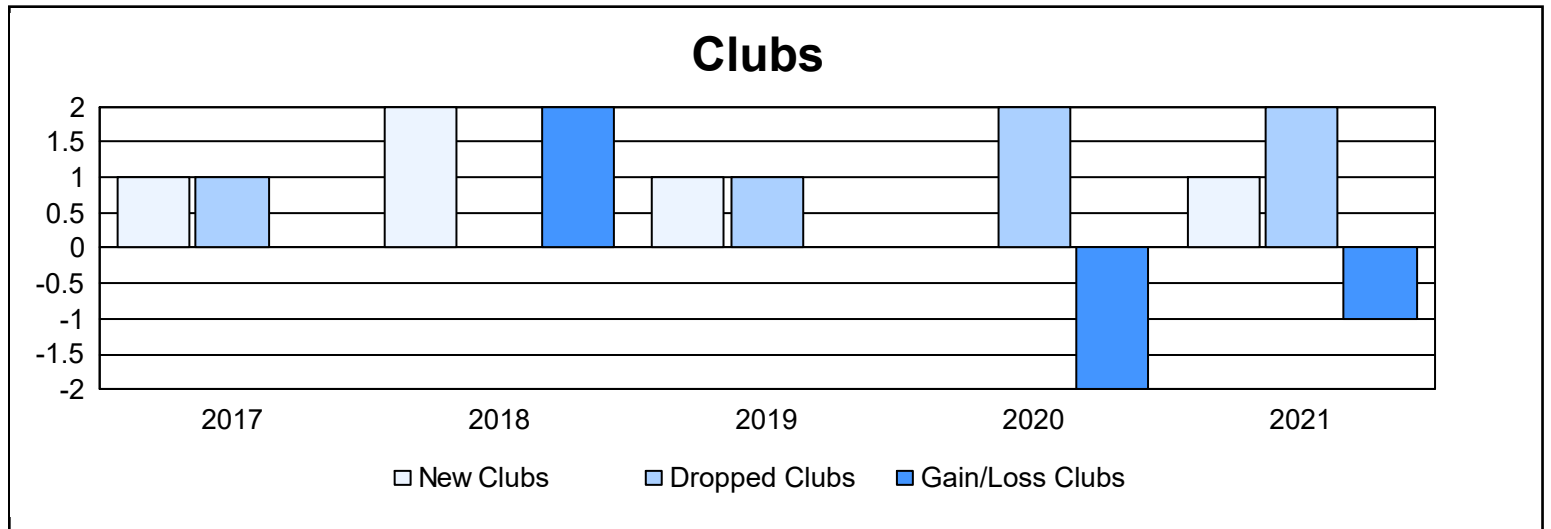
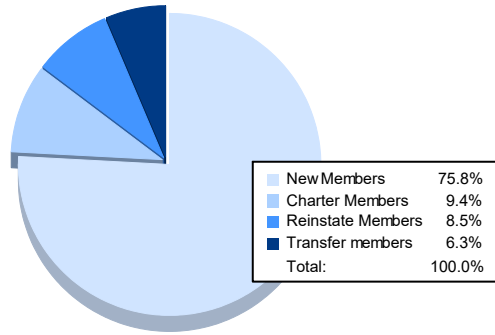


| Year | New Clubs | Dropped Clubs | Gain/ Loss Clubs | New Members | Charter Members | Reinstate Members | Transfer Members | Total Member Added | Total Members Dropped | Gain/ Loss Members |
|----------------|-----------|---------------|------------------|-------------|-----------------|-------------------|------------------|--------------------|-----------------------|--------------------|
| 2016-2017 | 1 | 1 | 0 | 239 | 30 | 25 | 30 | 324 | 343 | -19 |
| 2017-2018 | 2 | 0 | 2 | 272 | 128 | 22 | 31 | 453 | 362 | 91 |
| 2018-2019 | 1 | 1 | 0 | 220 | 30 | 4 | 20 | 274 | 367 | -93 |
| 2019-2020 | 0 | 2 | -2 | 152 | 4 | 30 | 20 | 206 | 334 | -128 |
| 2020-2021 | 1 | 2 | -1 | 169 | 21 | 19 | 14 | 223 | 324 | -101 |
| Average | 1 | 1 | 0 | 210 | 43 | 20 | 23 | 296 | 346 | -50 |



Membership Composition June 2021 Cumulative



Gender Composition June 2021 Cumulative

